

Scaled data based on original data using
LM-79-08 Approved Method: Electrical and Photometric Measurements of Solid-
State Lighting Products

Test Report Prepared for
Cooper Lighting Solutions
(formerly Eaton)

Brand: McGRAW-EDISON

Report Number: P939893

Luminaire Tested: **GALN-SB2C-950-U-T1**

Issue Date: 1/21/2025

Test Information

Test Method: LM-79-08
Report Number: P939893
TEST IS SCALED FROM IESNA LM-79-08 TEST DATA (G2-2405-108-2)
Test Lab: INNOVATION CENTER
Issue Date: 1/21/2025
Manufacturer: COOPER LIGHTING SOLUTIONS (FORMERLY EATON)
Product Line: MCGRAW-EDISON
Catalog Number: GALN-SB2C-950-U-T1
Description: GALLEON AREA AND ROADWAY HIGH DENSITY LED LUMINAIRE
(2) 90 CRI, 5000K, 615mA LIGHTSQUARES WITH 26 LEDS EACH AND TYPE I OPTICS
Light Source: -
Ballast/Driver: -

Summary

Lumens per Lamp: N/A
Luminaire Lumens: 10307 lumens
Efficiency: N/A
Efficacy: 102.2 lumens/watt
Luminous Opening: Rectangular (W 0.5' x L: 1' x H: 0')
IES Classification: Type I - Short
BUG Rating: B3 - U0 - G3

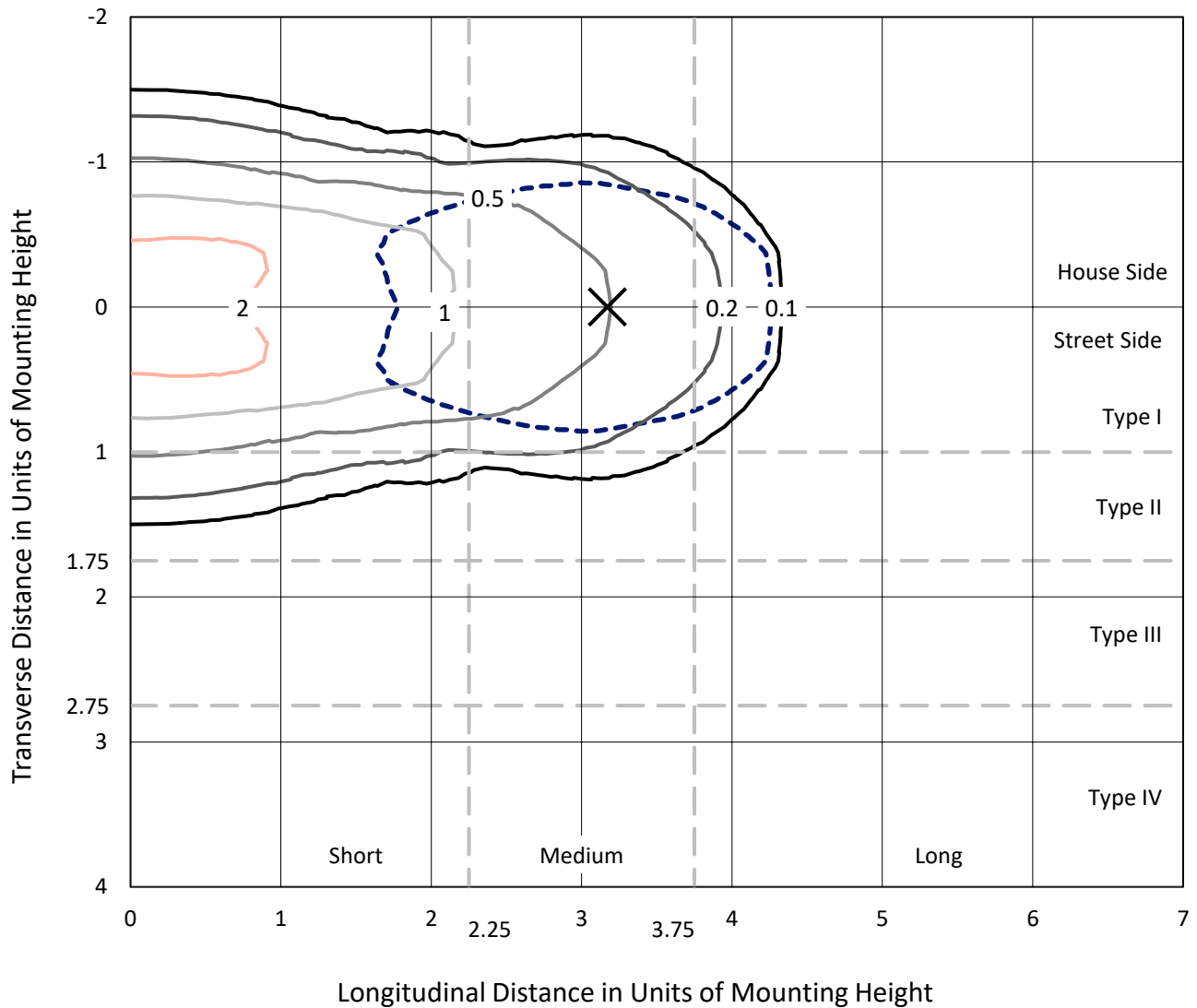
Input Watts (W): 100.9
Input Voltage (V): NR
Input Current (Ain): NR
Voltage Rise (V): NR
Power Factor: NR
Total Harmonic Distortion (THDi): NR
Frequency (hertz): 60
Stabilization Time: NR
Operation Time: NR
Ambient Temperature (°C): NR
Test Distance: 24 FT



REPORT NUMBER: P939893
 CATALOG NUMBER: GALN-SB2C-950-U-T1

Iso-Footcandle Lines of Horizontal Illumination

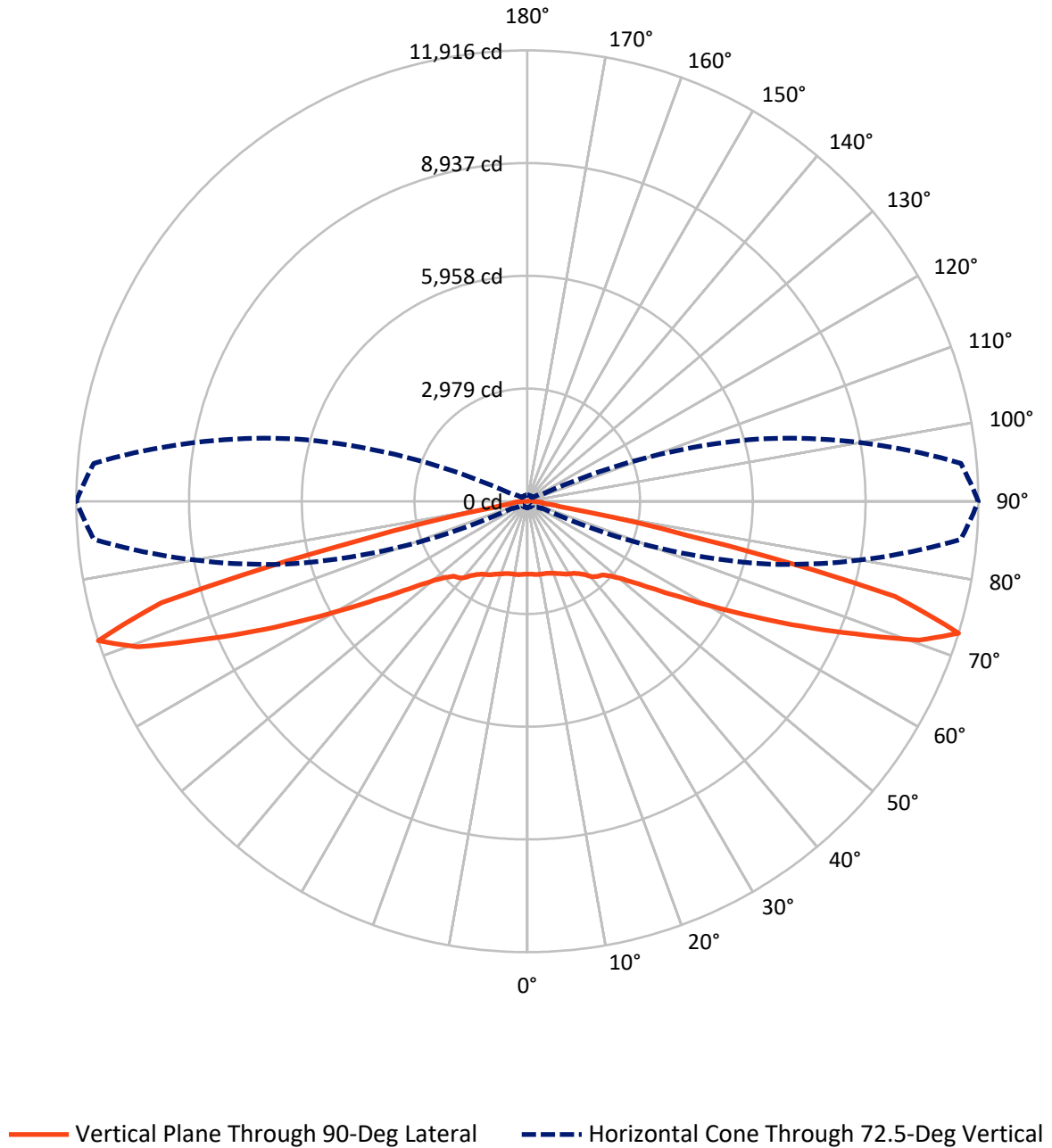
✕ Max cd
 - - - 1/2 Max cd



Based on 25 foot mounting height. Maximum calculated value = 3.1 fc
 Type I - Short - N/A

REPORT NUMBER: P939893
CATALOG NUMBER: GALN-SB2C-950-U-T1

Luminous Intensity Polar Plot



REPORT NUMBER: P939893
 CATALOG NUMBER: GALN-SB2C-950-U-T1

FLUX DISTRIBUTION:

		Downward	Upward	Total
House Side	Lumens	5153.5	0.0	5153.5
	% Fixture	50.0	0.0	50.0
Street Side	Lumens	5153.5	0.0	5153.5
	% Fixture	50.0	0.0	50.0
Total	Lumens	10307.0	0.0	10307.0
	% Fixture	100.0	0.0	100.0

ZONAL LUMENS:

Zone	Lumens	% Fixture
0°-10°	186.7	1.8
10°-20°	571.0	5.5
20°-30°	952.1	9.2
30°-40°	1309.4	12.7
40°-50°	1599.1	15.5
50°-60°	1849.6	17.9
60°-70°	2205.3	21.4
70°-80°	1539.2	14.9
80°-90°	94.5	0.9
90°-100°	0.0	0.0
100°-110°	0.0	0.0
110°-120°	0.0	0.0
120°-130°	0.0	0.0
130°-140°	0.0	0.0
140°-150°	0.0	0.0
150°-160°	0.0	0.0
160°-170°	0.0	0.0
170°-180°	0.0	0.0
0°-90°	10307.0	100.0
0°-180°	10307.0	100.0

Coefficient of Utilization



REPORT NUMBER: P939893

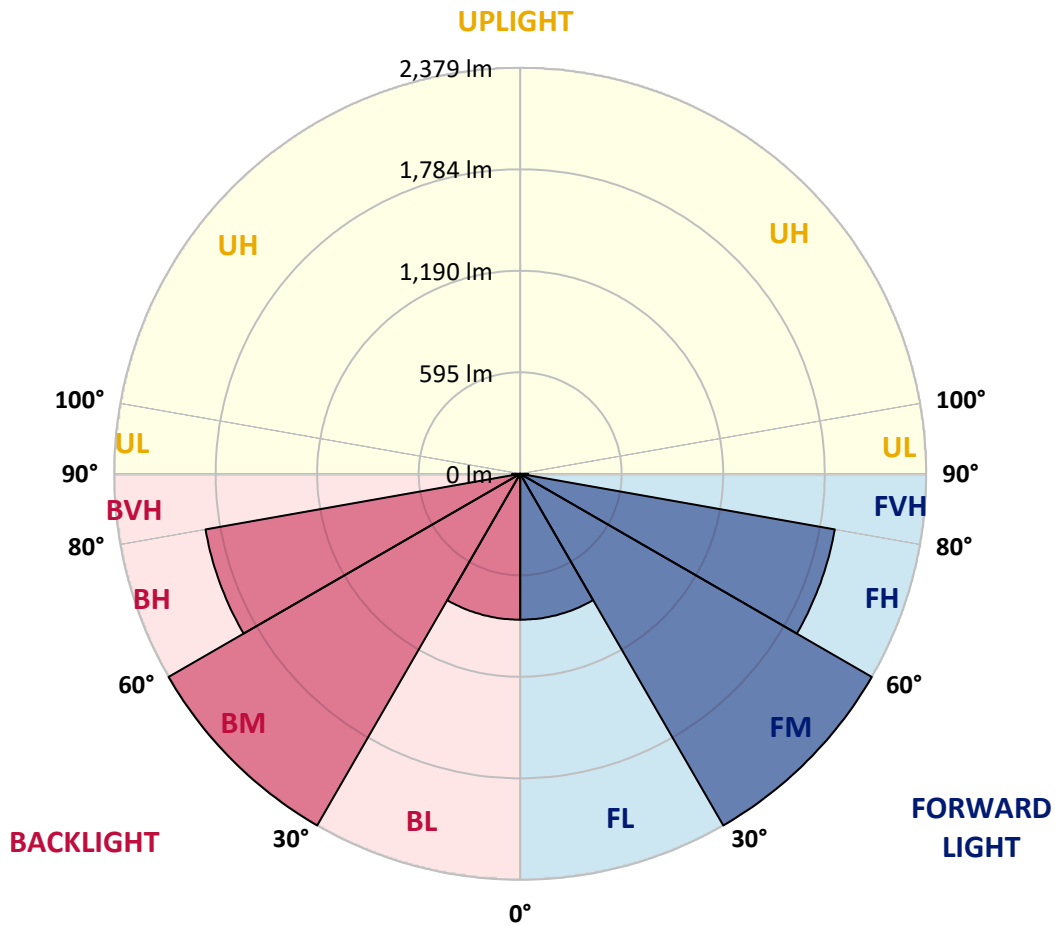
CATALOG NUMBER: GALN-SB2C-950-U-T1

LUMINAIRE CLASSIFICATION SYSTEM LUMEN TABLE AND BUG RATING:

Zone	Lumens	% Fixture	Zone Rating/Lumen Limit		
			B	U	G
FL (0°-30°)	854.9	8.3			
FM (30°-60°)	2379.1	23.1			
FH (60°-80°)	1872.2	18.2			G2/5000
FVH (80°-90°)	47.3	0.5			G1/100
BL (0°-30°)	854.9	8.3	B2/1000		
BM (30°-60°)	2379.1	23.1	B2/2500		
BH (60°-80°)	1872.2	18.2	B3/2500		G3/2500
BVH (80°-90°)	47.3	0.5			G1/100
UL (90°-100°)	0.0	0.0		U0/0	
UH (100°-180°)	0.0	0.0		U0/0	

BUG Rating: B3-U0-G3

Type I Short



REPORT NUMBER: P939893

CATALOG NUMBER: GALN-SB2C-950-U-T1

CANDELA DISTRIBUTION (FULL):

	0°	5°	15°	25°	35°	45°	55°	65°	75°	85°
0°	1926.0	1926.0	1926.0	1926.0	1926.0	1926.0	1926.0	1926.0	1926.0	1926.0
2.5°	1927.6	1929.8	1929.8	1928.2	1932.0	1928.7	1928.7	1927.1	1928.7	1927.1
5°	1937.5	1940.2	1941.3	1940.8	1945.7	1943.0	1943.0	1940.8	1941.3	1939.7
7.5°	1956.1	1959.9	1962.1	1964.9	1972.0	1968.7	1966.5	1959.9	1957.2	1952.8
10°	1962.1	1966.5	1973.6	1987.9	2004.3	2004.9	1998.3	1981.8	1969.2	1959.4
12.5°	1943.5	1949.5	1964.3	1993.3	2030.0	2044.8	2034.4	2007.0	1982.4	1964.9
15°	1919.9	1926.5	1949.0	1992.8	2047.0	2081.5	2080.4	2044.3	2004.9	1977.5
17.5°	1883.2	1889.8	1922.1	1983.5	2060.2	2117.1	2132.5	2095.2	2039.9	2003.2
20°	1817.0	1823.0	1867.9	1953.9	2064.6	2154.9	2194.9	2162.1	2093.0	2043.2
22.5°	1731.0	1740.3	1792.9	1903.0	2054.2	2194.4	2266.1	2243.7	2154.9	2085.9
25°	1638.9	1648.8	1710.1	1840.5	2027.3	2222.9	2350.5	2336.3	2225.1	2139.1
27.5°	1559.5	1569.9	1636.7	1778.6	1985.7	2233.8	2433.8	2440.9	2310.0	2197.7
30°	1497.1	1506.9	1578.1	1728.8	1932.0	2222.9	2506.6	2555.9	2396.5	2248.6
32.5°	1428.6	1441.2	1516.2	1668.0	1868.5	2196.6	2570.2	2680.3	2496.8	2303.4
35°	1342.0	1353.5	1432.4	1584.7	1785.2	2154.4	2623.3	2818.3	2640.3	2386.6
37.5°	1236.9	1247.8	1326.2	1480.6	1702.5	2095.2	2663.8	2973.9	2811.2	2506.6
40°	1131.2	1141.6	1215.0	1364.5	1603.3	2019.6	2678.1	3126.1	3007.3	2671.5
42.5°	1034.2	1043.5	1110.9	1250.0	1492.1	1923.2	2659.4	3258.7	3183.1	2786.5
45°	944.9	953.1	1012.8	1142.7	1376.6	1806.0	2603.6	3401.1	3392.4	2868.7
47.5°	843.0	851.2	913.1	1038.6	1261.0	1668.5	2508.8	3541.4	3683.2	3054.9
50°	718.7	725.8	789.3	918.6	1141.0	1522.3	2377.3	3651.5	4050.2	3337.0
52.5°	571.3	579.0	640.9	770.2	998.6	1365.1	2204.2	3723.2	4474.2	3749.0
55°	425.1	430.5	484.2	600.4	822.2	1185.9	1987.3	3743.5	4955.2	4312.1
57.5°	308.4	311.7	346.2	432.7	623.4	961.9	1723.8	3690.9	5527.6	5034.0
60°	249.8	250.9	261.3	299.6	433.3	708.8	1405.6	3510.1	6148.8	5964.7
62.5°	226.8	226.8	229.5	239.9	293.1	467.8	1020.5	3135.5	6814.9	7140.8
65°	210.9	210.9	212.0	216.9	231.2	298.0	644.2	2525.2	7376.3	8518.4
67.5°	196.7	197.2	196.7	198.3	206.5	220.2	373.6	1744.1	7678.7	9945.9
70°	181.9	183.0	180.2	180.2	186.8	187.3	233.9	956.4	7427.8	11142.3
72.5°	164.3	166.0	161.6	160.5	165.4	163.2	175.8	459.0	6377.2	11499.4
75°	149.0	151.2	141.3	138.6	138.6	136.9	143.0	235.5	4139.0	9380.6
77.5°	135.3	139.7	123.8	115.0	112.8	107.9	116.7	144.1	1810.4	4404.1
80°	111.7	117.8	101.9	91.5	87.6	82.2	92.0	100.8	538.5	1022.7
82.5°	83.3	86.0	72.3	65.2	61.9	58.1	69.0	70.1	175.3	362.1
85°	53.1	54.2	44.4	38.3	36.7	35.1	43.8	38.3	66.8	266.2
87.5°	18.6	21.4	17.0	15.3	16.4	13.7	20.3	11.5	18.6	187.9
90°	0.0	0.0	0.0	0.0	0.0	0.0	0.0	0.0	0.0	0.0

(END C

90°

1926.0
1927.1
1939.7
1952.8
1957.7
1962.1
1973.1
1997.2
2033.9
2073.3
2121.5
2179.0
2221.8
2269.4
2348.9
2456.2
2617.8
2717.5
2775.6
2947.6
3202.3
3583.0
4104.5
4772.8
5635.5
6699.8
7960.8
9343.9
10984.0
11915.7
10033.6
4312.6
979.4
409.2
386.7
232.8
0.0

OF REPORT)